












**Color Codes Key**

|  |   |   |   |   |
|--|---|---|---|---|
| Spin  |  |  |  |   |
|       |  |  |  |  |

Happy Father's Day!

---

Dear \_\_\_\_\_

**Wishing you a very**  
**Happy Father's Day!**



Love, \_\_\_\_\_

# © Father's Day Card

Rocket ship - Option B



Template: Fathers-Day-Card-Pop-Up-Option-B.pdf

## Preparation

### Student Materials

- Colored Pencils or Colored Markers
- Ozobot Color Code Markers
- 1 Father's Day Card - Rocket Ship Sheet (1) per student

## Instructions

1. Print card template on card stock paper with color ink, double-sided.
2. Color on the front and the inside of the card.
3. Sign and send!